

Welcome Book

Piper

the automatic decorator

Table of Contents

- 4 **Welcome.** Ready to put Piper to work?
- 6 **Included.** Everything you need to start.
- 7 **Uses.** Commercial grade decoration of cakes and cookies.
- 8 **Icing & Cartridges.** Cartridge design and how to use your icing.
- 9 **Software.** What to click and stuff.
- 10 **Creating Designs.** Bring your ideas to life.
- 11 **Support.** All about how we help our customers.

Welcome

We built NASA's famous 3D food printing system. We took that technology and introduced it to the bakery industry. After years of building commercial-grade equipment for industrial bakeries, we found a way to put the same technology on a tabletop.

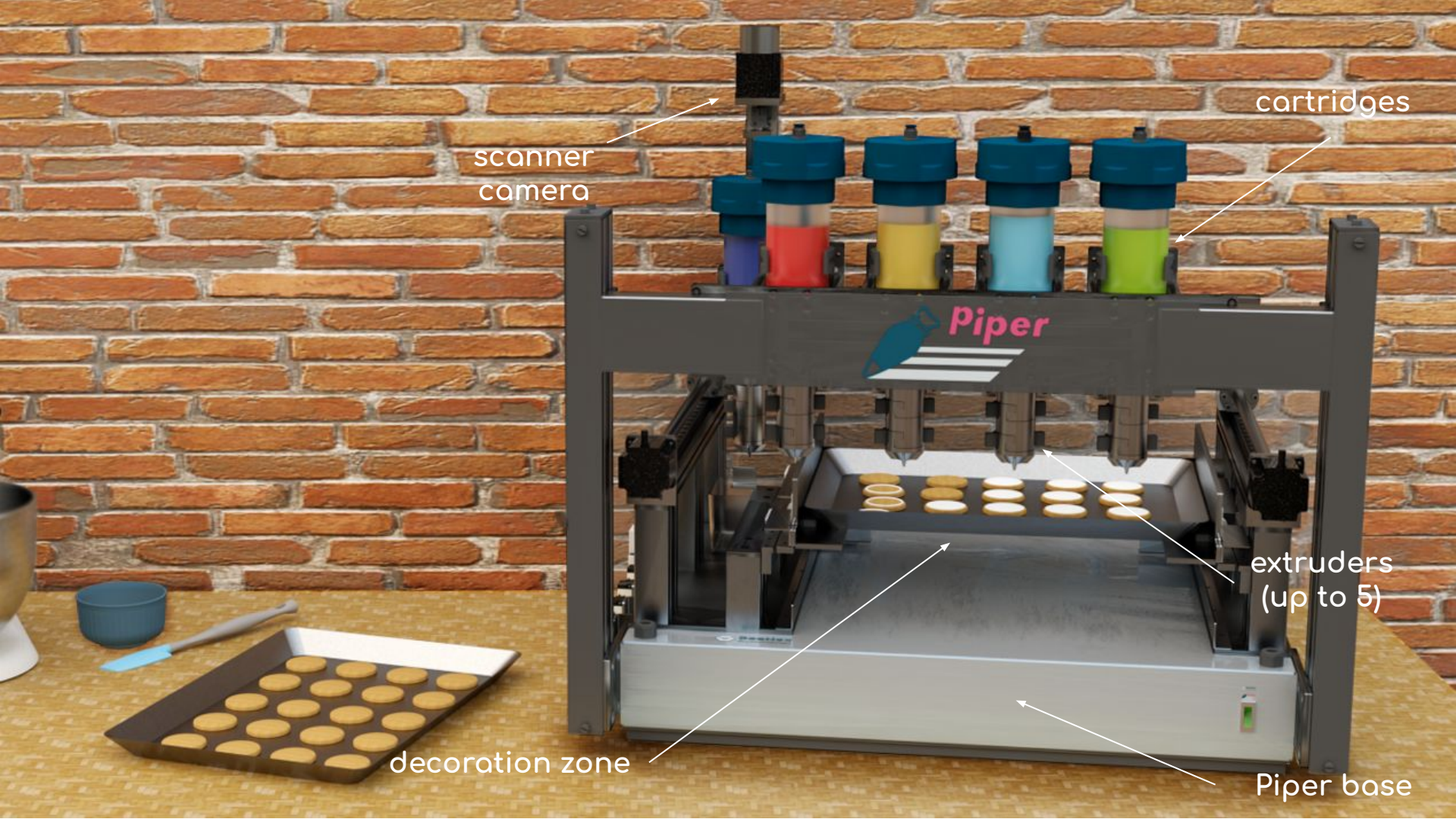
Building machines that bring edible art to life is our passion. We cannot wait to see what you create with the Piper.

The Piper Team
@ BeeHex Automation, Inc.

Included

When you receive your Piper, you will find the following in the box:

- a. Piper base
- b. Cartridges
- c. Extruders
- d. Nozzle tips
- e. Scanner camera



cartridges

scanner
camera

 Piper

extruders
(up to 5)

decoration zone

Piper base

Uses

We recommend the following uses for the Piper:

- Cookie borders
- Cookie flooding
- Cookie top design piping
- Pet treat decorations
- Cake decorations
- Message writing

Cookies


With the Piper, you can flood, write, or decorate any cookie shape! You can choose whether you want perfection or a handmade look when creating designs. Make Piper your partner, use for tasks you don't enjoy, or give yourself a break and let Piper do it all!

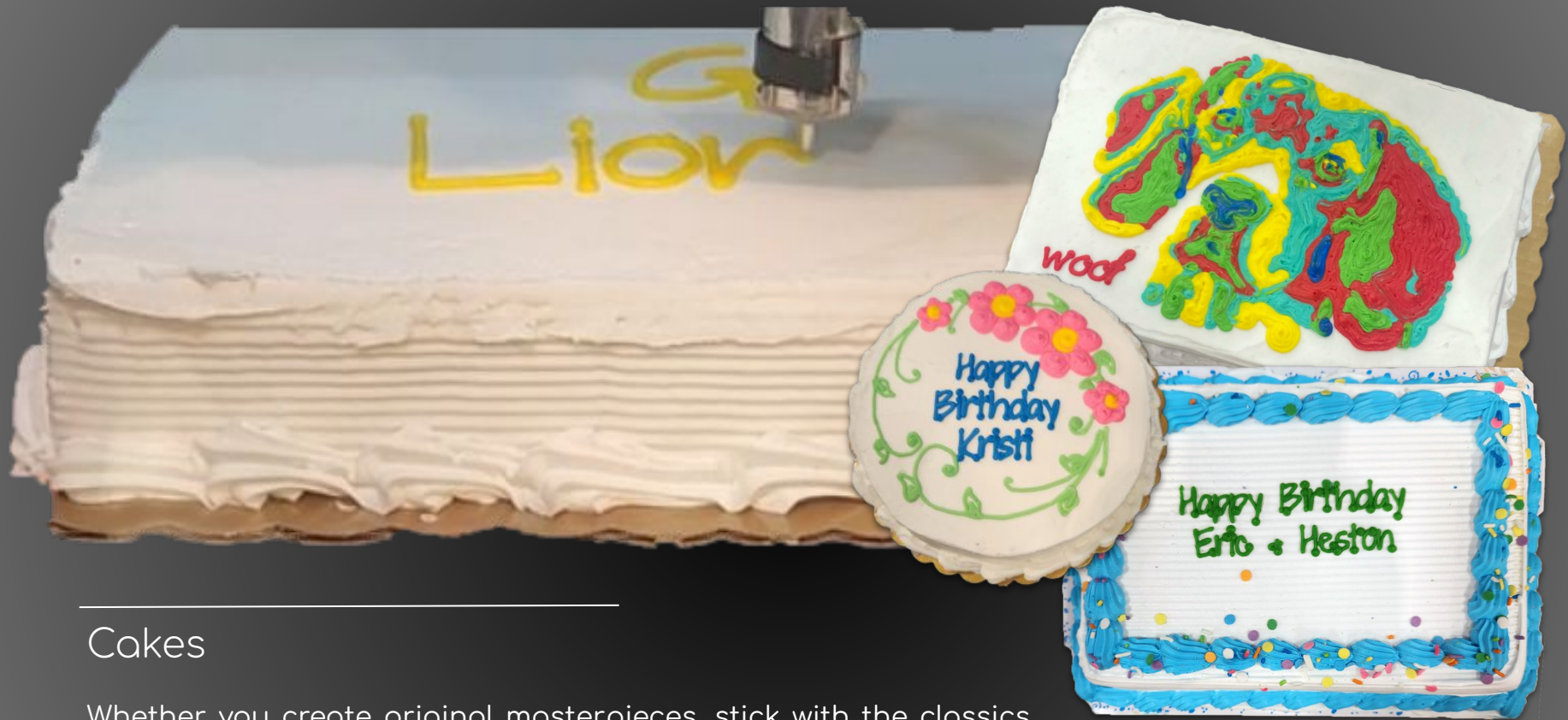


Icing & Cartridges

The Piper's cartridge and extruder setup allows for precise decoration depositing and is easy to fill, easy to clean. The cartridge and extruder assembly is professional grade for durability and includes a no-drip mechanism that makes operation that much easier. Multiple tip styles and sizes are available to make your creations exactly how you want them to look.

Icing & Cartridges





Cakes

Whether you create original masterpieces, stick with the classics or just want help with writing messages, the Piper is up for the job! No breaks are needed! To help with hand fatigue, keep Piper working for hours!

Software

When you install your Piper, simply download the operating software onto your computer and plug your computer into the Piper. Through the Piper software program, you will be able to control all movements and start decorating your products!

Creating Designs

The Piper software is easy to learn. With this program, you can simply press one button and the Piper will automatically outline and flood all of the cookies on the tray. Or you can upload images, trace designs, and use a variety of tools to create decorations and save them to your Piper. It will take no time to get your design library full of your designs.



Perfect for inkjet image cookies!

Calling all corporate logo cookies! Let's face it, corporate logo cookies are a money maker! But, they aren't very much fun to produce. Piper doesn't mind! Give the flooding work to Piper and save your talents for the work you love to do!

Support

Your Piper comes with a 1 year warranty. We also provide online and phone support to Piper users for anything you need.

Your success matters to us! We are here to help!

Contact Information

BeeHex Automation, Inc.
1130 Gahanna Parkway
Columbus, Ohio 43230
888-423-3439
sales@beehex.com